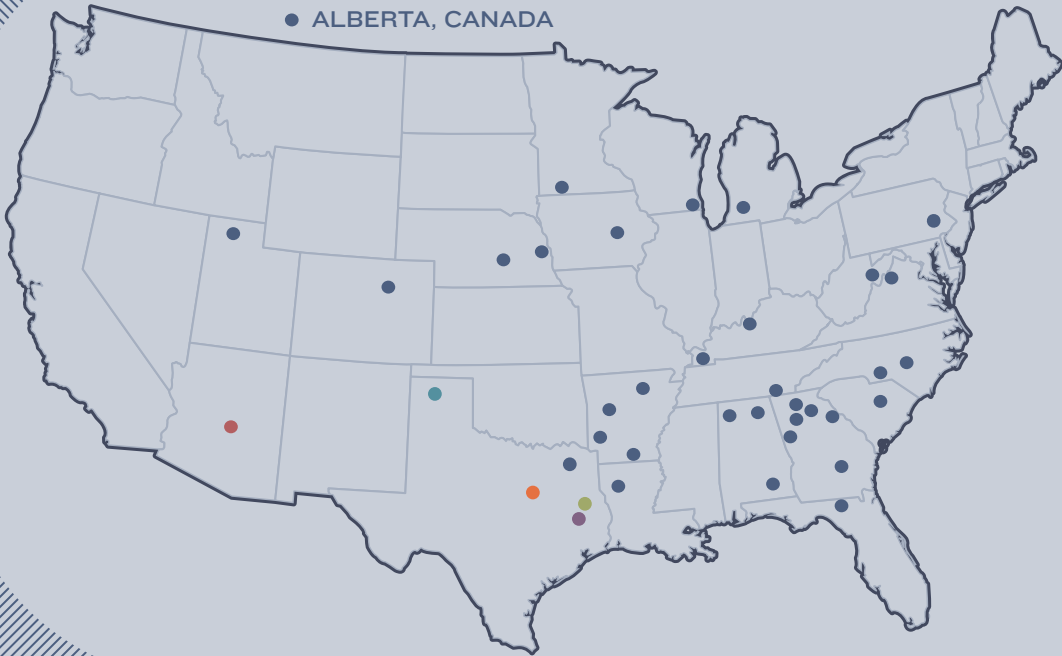


# KNOW YOUR PORTFOLIO

## REGIONAL OPPORTUNITIES FOR FOOD PRODUCER



41 FACILITIES




- ARIZONA
- NORTH TEXAS
- CENTRAL TEXAS
- EAST TEXAS I
- EAST TEXAS 2

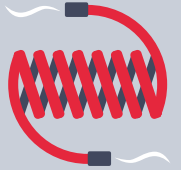
## PROJECT SCOPES



BOILER IMPROVEMENTS



ANAEROBIC DIGESTER GAS CLEANUP



COMPRESSED AIR SYSTEM



REFRIGERATION



LED LIGHTING



CO2 IMPROVEMENTS

INVEST IN THE FACILITY, NOT THE UTILITY



## — ARIZONA —



**BOILER IMPROVEMENTS**

**ANNUAL SAVINGS**  
\$58,981

**SIMPLE PAYBACK**  
3.73 YEARS



**REFRIGERATION**

**ANNUAL SAVINGS**  
\$312,816

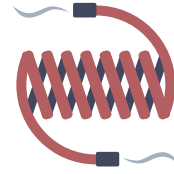
**SIMPLE PAYBACK**  
1.26 YEARS



**CO2 IMPROVEMENTS**

**ANNUAL SAVINGS**  
\$274,781

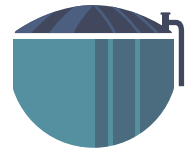
**SIMPLE PAYBACK**  
3.36 YEARS



**COMPRESSED AIR SYSTEM**

**ANNUAL SAVINGS**  
\$312,816

**SIMPLE PAYBACK**  
1.26 YEARS



**ANAEROBIC DIGESTER GAS CLEANUP**

**ANNUAL SAVINGS**  
\$2,774,668

**SIMPLE PAYBACK**  
1.48 YEARS

## — CENTRAL TEXAS —



**LED LIGHTING**

**ANNUAL SAVINGS**  
\$150,291


**SIMPLE PAYBACK**  
2.66 YEARS



**LED LIGHTING**

**ANNUAL SAVINGS**  
\$210,598

**SIMPLE PAYBACK**  
2.75 YEARS



**LED LIGHTING**

**ANNUAL SAVINGS**  
\$186,472

**SIMPLE PAYBACK**  
2.99 YEARS



**CO2 IMPROVEMENTS**

**ANNUAL SAVINGS**  
\$285,491

**SIMPLE PAYBACK**  
1.71 YEARS

## — EAST TEXAS 1 —

## — EAST TEXAS 2 —

## PROCESS DRIVEN RESULTS

- GATHER DATA FROM EACH SITE, ESTABLISH BASELINE AND ENERGY USE INTENSITIES (EUI)
- SCAN FACILITY PORTFOLIO FOR BEST RATES AND INCENTIVES
- UNDERSTAND NON-ENERGY RELATED FACILITY PRIORITIZATION
- BUNDLE PROJECTS TO ACHIEVE ECONOMIES OF SCALE
- LEVERAGE BUYING POWER
- HELP ALONG LONGER PAYBACK PROJECTS

**\$1,096,905** IN REBATES AND INCENTIVES

**10,786,727 kWh**

## SIMPLE PAYBACK



**ANNUAL SAVINGS**  
\$4,315,547

